

Iran War — Daily Ordnance Tracker

Missiles and Drones by Country · Days 1–22 · February 28 – March 21, 2026

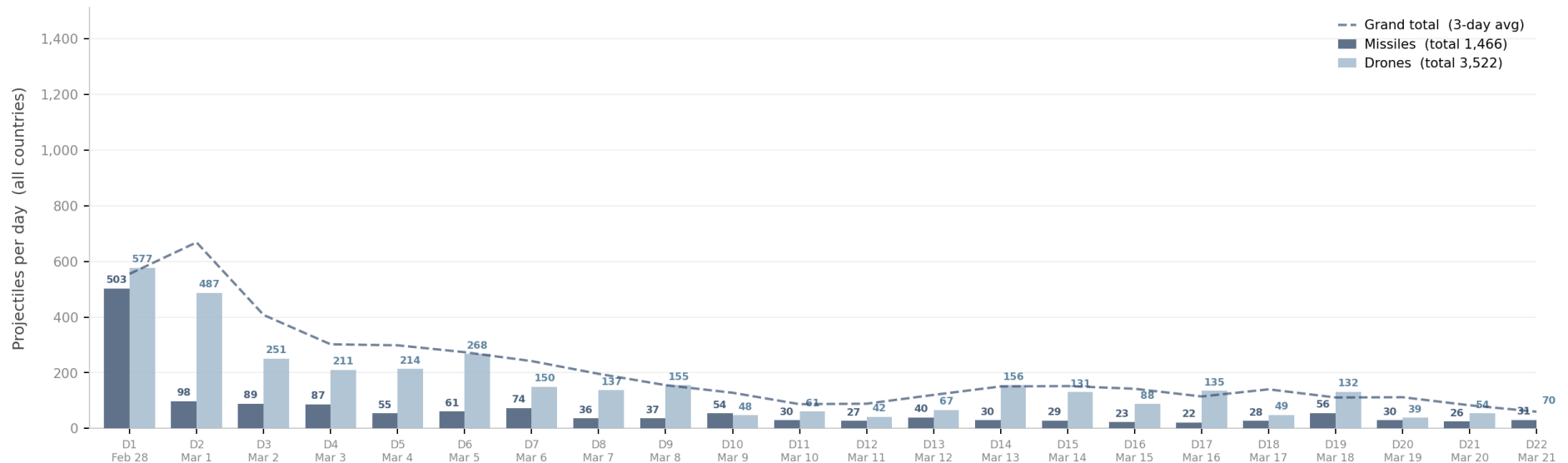
Operations Epic Fury (US) / Roaring Lion (Israel) · All figures from target-country official sources only

This report compiles every confirmed official count of Iranian missiles and drones launched at each target country, for each day of the conflict. All figures are derived from Ministry of Defence statements, government social media posts, and secondary compilations by JINSA, CTP-ISW, and the FDD Long War Journal that explicitly cite official sources. No Iranian government, IRGC, or Iranian state media sources are used at any point. Where a country's MoD published a cumulative figure at two timestamps, the daily increment is derived by subtraction and marked "Estimated" in the data quality column. The detailed source for every figure appears in the Appendix.

Section 1 — Overall Launch Volume: Missiles and Drones Per Day

Iran launched its largest single-day barrage on Day 1 (February 28), firing an estimated 1,080 projectiles in total — 503 missiles and 577 drones — across all target countries simultaneously. Volume dropped sharply over the following week as US and Israeli airstrikes systematically destroyed Iranian missile launchers and drone production infrastructure. By Day 10 (March 9), daily totals had fallen to around 100 projectiles — a 90% decline from the opening salvo. The plateau from Days 10–22 averages roughly 30–55 projectiles per day, consistent with CENTCOM Adm. Cooper's March 21 assessment that Iranian missile and drone attacks are "down 90% from the high rates seen at the beginning of the conflict." Days 20–21 (March 19–20) saw Iran pivot sharply toward energy infrastructure: Ras Laffan (Qatar), Yanbu port (Saudi Arabia), and Mina Al-Ahmadi (Kuwait) were all struck. Day 22 (March 21, partial) includes a notable Saudi spike of 47 drones — one of the largest single-day Gulf drone totals since Day 16. The navy dashed line is a 3-day rolling average, which smooths the day-to-day volatility and makes the overall attrition curve clear.

All Iranian projectiles — missiles and drones per day · Days 1–22 (Feb 28 – Mar 21, 2026)



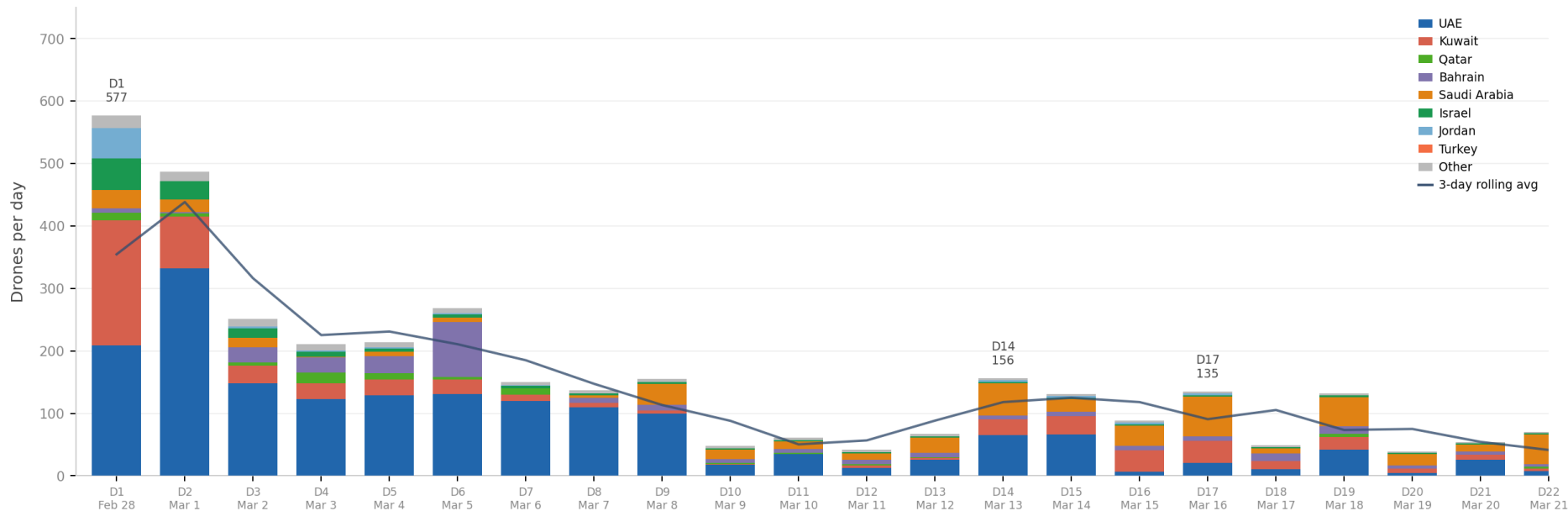
Floor totals D1–D19: 1,466 missiles + 3,522 drones = 4,988 projectiles combined · True totals est. 20–35% higher · Sources: target-country MoD statements, JINSA, CTP-ISW, FDD Long War Journal · No Iranian government sources used.

Combined floor totals D1–D22: 1,466 missiles + 3,522 drones = 4,988 projectiles. True totals estimated 20–35% higher due to Saudi Arabia underreporting and gaps between official statement windows.

Section 2 — Drone Launches by Target Country

Drones outnumbered missiles throughout the conflict. The UAE absorbed the largest single share — approximately 1,743 drones, around 48% of the confirmed total — because of its proximity to Iran, the presence of US military bases, and its role as a global financial and logistics hub that Iran sought to disrupt. Saudi Arabia saw sharp spikes in Days 13–14 and 17, with its Ministry of Defence confirming 51, 51, and 64 drones intercepted on those days respectively — the largest single-day totals outside the UAE. The stacked chart below shows how the country-level breakdown shifted over time.

One-way attack drone launches by target country — stacked · Days 1-22



Floor total D1-D19: 3,522 drones · UAE absorbed ~48% of all drones. Saudi Arabia D17 = 64 confirmed (Saudi MoD). No Iranian government sources used.

Each color represents one target country. The navy line is a 3-day rolling average of the combined daily total. Figures represent intercepted drones + confirmed ground impacts from target-country MoD statements.

Drone counts — daily by country

Iranian One-Way Attack Drones (UAVs) — Daily Count by Target Country · Days 1-22 (Feb 28 – Mar 21, 2026)

Sources: UAE MoD (Janes per-day series), Kuwait/Qatar/Bahrain/Saudi Arabia/Israel/Jordan/Turkey defence ministry statements, JINSA daily updates, CTP-ISW reports, FDD Long War Journal. Confirmed = directly from official statement. Estimated = derived from cumulative snapshot arithmetic. No Iranian government or IRGC sources used.

Day	Date	UAE	Kuwait	Qatar	Bahrain	Saudi Arabia	Israel	Jordan	Turkey	Other	TOTAL Drones	Data Quality
D1	Feb 28	209	200	12	7	30	50	49	—	20	577	Confirmed
D2	Mar 1	332	83	5	2	20	30	—	—	15	487	Estimated
D3	Mar 2	148	28	5	25	15	15	3	—	12	251	Confirmed
D4	Mar 3	123	25	17	25	1	8	2	—	10	211	Confirmed
D5	Mar 4	129	25	10	28	7	5	2	—	8	214	Confirmed
D6	Mar 5	131	23	4	88	7	5	2	—	8	268	Confirmed
D7	Mar 6	120	10	10	—	—	4	1	—	5	150	Estimated
D8	Mar 7	110	7	—	8	4	3	—	—	5	137	Estimated
D9	Mar 8	100	5	—	9	33	3	—	—	5	155	Confirmed
D10	Mar 9	18	1	2	6	15	2	—	—	4	48	Confirmed

Iranian One-Way Attack Drones (UAVs) — Daily Count by Target Country · Days 1–22 (Feb 28 – Mar 21, 2026)

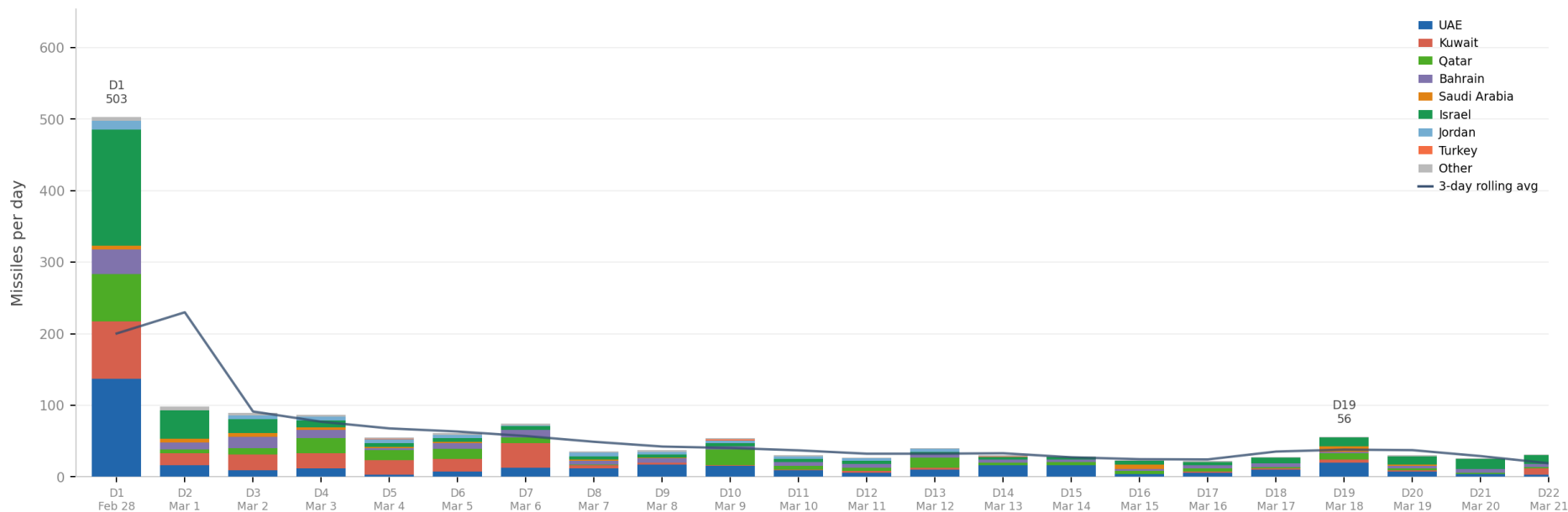
Sources: UAE MoD (Janes per-day series), Kuwait/Qatar/Bahrain/Saudi Arabia/Israel/Jordan/Turkey defence ministry statements, JINSA daily updates, CTP-ISW reports, FDD Long War Journal. Confirmed = directly from official statement. Estimated = derived from cumulative snapshot arithmetic. No Iranian government or IRGC sources used.

Day	Date	UAE	Kuwait	Qatar	Bahrain	Saudi Arabia	Israel	Jordan	Turkey	Other	TOTAL Drones	Data Quality
D11	Mar 10	35	—	2	6	12	2	—	—	4	61	Confirmed
D12	Mar 11	13	4	2	7	10	2	—	—	4	42	Confirmed
D13	Mar 12	26	3	1	7	24	2	—	—	4	67	Confirmed
D14	Mar 13	65	25	—	7	51	2	3	—	3	156	Confirmed
D15	Mar 14	66	30	—	7	20	2	3	—	3	131	Estimated
D16	Mar 15	6	35	—	7	32	2	3	—	3	88	Confirmed
D17	Mar 16	21	35	—	7	64	2	3	—	3	135	Confirmed
D18	Mar 17	11	13	—	12	8	2	—	—	3	49	Confirmed
D19	Mar 18	42	20	5	12	47	3	—	—	3	132	Confirmed
D1–D22 Total		1743	592	78	284	476	150	71	0	128	3,522 (floor)	

Section 3 — Missile Launches by Target Country

Ballistic and cruise missile launches were heaviest on Day 1, when Iran fired an estimated 503 missiles across all countries in a single opening barrage. Israel absorbed the largest share on Day 1 — 162 missiles, or 39% of the total, per IDF data cited by JINSA. The UAE MoD provided the most detailed per-day series, confirmed by Janes.com's daily analysis: a high of 17 BMs on Day 9 (March 8) and lows of 3–4 BMs on Days 5 and 16. Saudi Arabia published no running cumulative total, making its BM counts the largest single data gap; the Arab News compilation of Saudi Press Agency statements confirmed at least 36 missiles and 439 drones absorbed by Saudi Arabia across the full 3-week period.

Ballistic & cruise missile launches by target country — stacked · Days 1-22



Floor total D1-D19: 1,466 missiles · Israel (green) absorbed the majority on D1 (162 BMs, per JINSA/IDF). Saudi Arabia daily BM counts partially estimated — no official cumulative total published. No Iranian government sources used.

Each color represents one target country. The navy line is a 3-day rolling average of the combined daily total. Saudi Arabia BM figures are partially estimated from incident-level press releases; all other countries have at least one confirmed official cumulative figure.

Missile counts — daily by country

Iranian Ballistic & Cruise Missiles — Daily Count by Target Country · Days 1–22 (Feb 28 – Mar 21, 2026)

Sources: UAE MoD (Janes per-day series), Kuwait/Qatar/Bahrain/Saudi Arabia/Israel/Jordan/Turkey defence ministry statements, JINSA daily updates, CTP-ISW reports, FDD Long War Journal. Confirmed = directly from official statement. Estimated = derived from cumulative snapshot arithmetic. No Iranian government or IRGC sources used.

Day	Date	UAE	Kuwait	Qatar	Bahrain	Saudi Arabia	Israel	Jordan	Turkey	Other	TOTAL Missiles	Data Quality
D1	Feb 28	137	80	66	35	5	162	13	—	5	503	Confirmed
D2	Mar 1	16	17	5	10	5	40	—	—	5	98	Estimated
D3	Mar 2	9	22	9	16	5	20	5	—	3	89	Confirmed
D4	Mar 3	12	21	21	12	3	10	5	—	3	87	Confirmed
D5	Mar 4	3	20	14	3	2	5	5	1	2	55	Confirmed
D6	Mar 5	7	18	14	8	2	5	5	—	2	61	Confirmed
D7	Mar 6	13	34	8	11	—	5	1	—	2	74	Estimated
D8	Mar 7	12	4	1	5	2	5	5	—	2	36	Estimated
D9	Mar 8	17	3	—	6	1	4	4	—	2	37	Confirmed
D10	Mar 9	15	1	22	5	—	4	4	1	2	54	Confirmed

Iranian Ballistic & Cruise Missiles — Daily Count by Target Country · Days 1–22 (Feb 28 – Mar 21, 2026)

Sources: UAE MoD (Janes per-day series), Kuwait/Qatar/Bahrain/Saudi Arabia/Israel/Jordan/Turkey defence ministry statements, JINSA daily updates, CTP-ISW reports, FDD Long War Journal. Confirmed = directly from official statement. Estimated = derived from cumulative snapshot arithmetic. No Iranian government or IRGC sources used.

Day	Date	UAE	Kuwait	Qatar	Bahrain	Saudi Arabia	Israel	Jordan	Turkey	Other	TOTAL Missiles	Data Quality
D11	Mar 10	9	1	5	6	—	4	4	—	1	30	Confirmed
D12	Mar 11	6	2	5	5	—	4	4	—	1	27	Confirmed
D13	Mar 12	10	3	14	4	—	4	4	—	1	40	Confirmed
D14	Mar 13	16	—	4	4	—	4	—	1	1	30	Confirmed
D15	Mar 14	16	—	5	3	—	4	—	—	1	29	Estimated
D16	Mar 15	4	—	4	3	6	5	—	—	1	23	Confirmed
D17	Mar 16	6	1	5	4	—	5	—	—	1	22	Confirmed
D18	Mar 17	10	2	2	5	—	8	—	—	1	28	Confirmed
D19	Mar 18	20	4	9	2	8	12	—	—	1	56	Confirmed
D1–D22 Total		352	244	220	159	41	348	59	3	40	1,466 (floor)	

Cumulative totals D1–D22 (confirmed floor)

UAE: 352 missiles + 1743 drones = 2095 Kuwait: 244 missiles + 592 drones = 836 Qatar: 220 missiles + 78 drones = 298 Bahrain: 159 missiles + 284 drones = 443 Saudi Arabia: 41 missiles + 476 drones = 517 Israel: 348 missiles + 150 drones = 498 Jordan: 59 missiles + 71 drones = 130 Turkey: 3 missiles + 0 drones = 3 Other: 40 missiles + 128 drones = 168

Prepared March 21, 2026. All data from publicly available open-source reporting. Day 22 (March 21) figures are partial — based on reporting as of 18:00 GST on that date. True totals estimated 20–35% higher, primarily due to Saudi Arabia publishing no systematic cumulative total and the inevitable gaps between official statement windows.

Section 4 — Iran's Ship Attacks: Strait of Hormuz and Persian Gulf

Alongside the land-targeted missile and drone campaign tracked in Sections 1–3, Iran simultaneously ran a separate maritime interdiction campaign to enforce its closure of the Strait of Hormuz. By March 12, at least 21 attacks on commercial vessels had been confirmed by UKMTO, with 13 attack reports and 4 suspicious-activity reports received in the first two weeks alone. The weapon mix is distinct from the land campaign: Iran chose surface-to-surface and anti-ship cruise missiles for vessels transiting the Strait itself — where precision matters and collateral damage to Iranian shipping must be avoided — while deploying drone boats (USVs) for extended-range strikes up to 800km from the Strait, and IRGC fast-attack armed boats for targets in shallow Iraqi waters. Gen. Dan Caine (CJCS) confirmed on March 13 that missiles, not sea mines or USVs, were the primary threat to shipping in the northern Strait specifically.

Ship Attacks — Strait of Hormuz and Persian Gulf · Feb 28 – Mar 21, 2026

Each row = one confirmed or reported attack on a commercial / non-combatant vessel. Weapon confidence: Confirmed (C) = established by official source or maritime security firm. Probable (P) = consistent across multiple reports. Unknown (U) = UKMTO "unknown projectile" only. IRGC claims are noted and independently corroborated where possible.

#	Date	Vessel	Flag / Type	Location	Weapon Type	IRGC Claim?	Outcome + Source note	Conf.	Sources
1	Mar 1 D2	Skylight Oil tanker	Palau	~2nm N of Kumzar, Oman (Strait entrance)	Projectile (type unconfirmed) Qty: 1	Not claimed	2 Indian crew killed, 3 injured, 20 evacuated; vessel sinking IRGC did not officially claim. Suspected Iranian origin per UKMTO / Oman MSC. Vessel was US Treasury-sanctioned (shadow fleet).	Unkn wn	UKMTO Advisory + Oman MSC — TRT World, Mar 8 https://www.trtworld.com/article/ce67f552eb24 Wikipedia — 2026 Strait of Hormuz crisis https://en.wikipedia.org/wiki/2026_Strait_of_Hormuz_crisis

Ship Attacks — Strait of Hormuz and Persian Gulf · Feb 28 – Mar 21, 2026

Each row = one confirmed or reported attack on a commercial / non-combatant vessel. Weapon confidence: Confirmed (C) = established by official source or maritime security firm. Probable (P) = consistent across multiple reports. Unknown (U) = UKMTO "unknown projectile" only. IRGC claims are noted and independently corroborated where possible.

#	Date	Vessel	Flag / Type	Location	Weapon Type	IRGC Claim?	Outcome + Source note	Conf.	Sources
2	Mar 1 D2	MKD VYOM <i>Crude oil tanker</i>	Marshall Islands	~52nm N of Muscat, Oman (Gulf of Oman)	Drone boat (USV / sea drone) Qty: 1 drone boat	Implicit (IRGC closure enforcement)	Engine room fire and explosion; 1 Indian crew killed; 21 crew evacuated Oman Maritime Security Centre confirmed bomb-carrying drone boat (USV). "A small vessel was observed leaving the scene." First confirmed USV strike of the war.	Confirmed	The War Zone — First Iranian Kamikaze Drone Boat Strike https://www.twz.com/news-features/iranian-kamikaze-drone-boat-makes-first-successful-strike-of-war Oman Maritime Security Centre — Grand Pinnacle Tribune https://evrimagaci.org/gpt/drone-boat-attack-kills-indian-sailor-off-oman-532324 Wikipedia — 2026 Strait of Hormuz crisis https://en.wikipedia.org/wiki/2026_Strait_of_Hormuz_crisis
3	Mar 1 D2	Hercules Star <i>Oil bunkering tanker</i>	Gibraltar	~17nm NW of Mina Saqr, Ras Al Khaimah, UAE	Projectile (type unconfirmed) Qty: 1	Not claimed	Fire onboard; extinguished; crew safe UKMTO confirmed hit. Weapon type not identified. No IRGC claim.	Unknown	UKMTO Advisory — TRT World, Mar 8 https://www.trtworld.com/article/ce67f552eb24
4	Mar 2 D3	Stena Imperative <i>Products tanker</i>	USA	Port of Bahrain (Salman Industrial City / HIDD area)	Missile (surface-to-surface, type unclear) Qty: 2 strikes	Yes — IRGC claimed as US Navy-linked vessel	Fire; 1 Bahraini port worker killed; 2 workers seriously injured; ship's crew safe JMJC Advisory 002: "struck by two projectiles (reported as Iranian-origin drones or missiles)." IRGC Ababil drone observed near this vessel weeks prior. The War Zone confirmed 2 hits but noted "unclear if missile or drone."	Probable	JMJC Advisory Note 002, Mar 1 2026 — UKMTO.org https://www.ukmto.org/-/media/ukmto/products/update-002--001--jmjc-advisory-note-28_feb_2026_final_corrected.pdf The War Zone — Iranian Kamikaze Drone Boat First Strike https://www.twz.com/news-features/iranian-kamikaze-drone-boat-makes-first-successful-strike-of-war
5	Mar 2 D3	Athe Nova <i>Bitumen / asphalt tanker</i>	Unknown	Strait of Hormuz (unauthorized crossing)	Drone (one-way attack / air) Qty: 2 drones	Yes — confirmed by IRGC via Tasnim News Agency	Struck; ship had links to Iran but was deemed crossing illegally IRGC explicitly stated vessel "struck by two drones." Confirmed via IRGC-linked Tasnim; Wikipedia cites same sourcing.	Confirmed	Wikipedia — 2026 Strait of Hormuz crisis (citing IRGC/Tasnim) https://en.wikipedia.org/wiki/2026_Strait_of_Hormuz_crisis
6	Mar 1 D2	MSP vessel (unnamed) <i>Maritime Security Program cargo vessel</i>	Unknown	Jebel Ali Port, UAE	Drone (one-way attack / air) Qty: 4 drones	Yes — IRGC claimed vessel rendered inoperable	Reported struck and rendered inoperable; vessel carrying ammunition for US ships CTP-ISW Mar 1: "IRGC claimed it struck a Maritime Security Program vessel with four drones at Jebel Ali Port." Not independently verified by UKMTO.	Probable	CTP-ISW Evening Special Report, March 1 2026 https://www.criticalthreats.org/analysis/iran-update-evening-special-report-march-1-2026
7	Mar 1 D2	US Navy supply vessel (unnamed) <i>Naval fuel / supply vessel</i>	USA	~700km from Chabahar (Indian Ocean)	Drone (one-way attack / air) Qty: Unspecified drones + Qadr-380 cruise missiles (IRGC claim)	Yes — IRGC claimed Qadr-380 anti-ship cruise missiles + drones	Unconfirmed; IRGC stated vessel was supplying fuel to US ships in the Indian Ocean CTP-ISW Mar 1: IRGC claimed "Qadr-380 medium-range, anti-ship cruise missiles and drones targeting a US Navy combat support vessel." Not confirmed by CENTCOM or UKMTO.	Probable	CTP-ISW Evening Special Report, March 1 2026 https://www.criticalthreats.org/analysis/iran-update-evening-special-report-march-1-2026

Ship Attacks — Strait of Hormuz and Persian Gulf · Feb 28 – Mar 21, 2026

Each row = one confirmed or reported attack on a commercial / non-combatant vessel. Weapon confidence: Confirmed (C) = established by official source or maritime security firm. Probable (P) = consistent across multiple reports. Unknown (U) = UKMTO "unknown projectile" only. IRGC claims are noted and independently corroborated where possible.

#	Date	Vessel	Flag / Type	Location	Weapon Type	IRGC Claim?	Outcome + Source note	Conf.	Sources
8	Mar 4 D5	Safeen Prestige <i>Container ship (1,740 TEU)</i>	Malta	~2nm N of Salib, Oman (Strait of Hormuz)	Missile (anti-ship cruise) Qty: 1 missile (above waterline at stern)	Not officially claimed	Fire in engine room; all 24 crew evacuated safely; vessel adrift and abandoned <i>Vanguard and Lloyd's List explicitly call it a "missile." Strike confirmed at 11:09 local time. Vessel drifted in the Strait for two days before Mussafah 2 was dispatched — which was then also struck (Attack #10).</i>	Confirmed	Lloyd's List — Tug hit while assisting stricken boxship https://www.lloydslist.com/LL1156545/Tug-hit-by-missile-while-assisting-stricken-boxship Marine Insight — Missile hits UAE salvage tug https://www.marineinsight.com/shipping-news/missile-hits-uae-salvage-tug-assisting-damaged-container-ship-in-strait-of-hormuz-4-seafarers-killed/ Logistics Wall — Safeen Prestige attack detail https://logisticswall.com/category/blog/container-ship-safeen-prestige-attacked-in-strait-of-hormuz
9	Mar 4-5 D5-6	Sonangol Namibe <i>Crude oil tanker</i>	Bahamas	Near Mubarak Al Kabeer Port, Kuwait (~800km from Strait)	Drone boat (USV / sea drone) Qty: 1 drone boat	Yes — IRGC claimed it hit a "US oil tanker"	Large explosion; oil spill; environmental risk; small vessel observed leaving the scene <i>Wikipedia: "a large explosion caused by a sea drone." Two Iraqi port security sources confirmed "Iranian remote-controlled boat laden with explosives" to TRT World. Represents significant geographic expansion — Kuwait, 800km from Strait.</i>	Confirmed	Wikipedia — 2026 Strait of Hormuz crisis (sea drone confirmed) https://en.wikipedia.org/wiki/2026_Strait_of_Hormuz_crisis TRT World — Tanker attacks compilation (Iraqi port sources) https://www.trtworld.com/article/ce67f552eb24
10	Mar 6 D7	Mussafah 2 <i>Salvage tug</i>	UAE	~18nm NE of Khasab, Oman (Strait of Hormuz)	Missile (anti-ship cruise) Qty: 2 missiles	Not claimed	Tug sank; 4 seafarers killed (IMO confirmed); 3 Indonesians missing; crew of ~7-8 <i>Vanguard (cited by Lloyd's List, AFP, France24): "Mussafah 2 was hit by two missiles." IMO Secretary-General condemned the attack. Tug had been dispatched to assist the drifting Safeen Prestige. Iran demonstrated willingness to strike rescue and salvage vessels.</i>	Confirmed	Lloyd's List — Tug hit by missile while assisting stricken boxship https://www.lloydslist.com/LL1156545/Tug-hit-by-missile-while-assisting-stricken-boxship Marine Insight — 4 seafarers killed https://www.marineinsight.com/shipping-news/missile-hits-uae-salvage-tug-assisting-damaged-container-ship-in-strait-of-hormuz-4-seafarers-killed/ France24 / AFP — 10 vessels attacked, IMO statement https://www.france24.com/en/live-news/20260308-10-vessels-attacked-in-hormuz-strait-analysts Times of Israel — UAE tugboat sinks, 3 Indonesians missing https://www.timesofisrael.com/uae-tugboat-hit-by-explosion-sinks-in-strait-of-hormuz-3-indonesian-crew-missing/
11	Mar 7 D8	Prima <i>Oil tanker</i>	Unknown	Persian Gulf	Drone (one-way attack / air) Qty: 1 drone	Yes — IRGC claimed strike	Details limited in open sources <i>Wikipedia: "IRGC claimed that it hit the oil tanker Prima with a drone in the Persian Gulf." AFP/Al-Monitor corroborate.</i>	Probable	Wikipedia — 2026 Strait of Hormuz crisis (IRGC claim Mar 7) https://en.wikipedia.org/wiki/2026_Strait_of_Hormuz_crisis AFP / Al-Monitor — Strait of Hormuz front line https://www.al-monitor.com/originals/2026/03/strait-hormuz-forms-part-front-line-mideast-war

Ship Attacks — Strait of Hormuz and Persian Gulf · Feb 28 – Mar 21, 2026

Each row = one confirmed or reported attack on a commercial / non-combatant vessel. Weapon confidence: Confirmed (C) = established by official source or maritime security firm. Probable (P) = consistent across multiple reports. Unknown (U) = UKMTO "unknown projectile" only. IRGC claims are noted and independently corroborated where possible.

#	Date	Vessel	Flag / Type	Location	Weapon Type	IRGC Claim?	Outcome + Source note	Conf.	Sources
12	Mar 7 D8	Louis P Oil tanker	USA	Strait of Hormuz	Drone (one-way attack / air) Qty: 1 drone	Yes — IRGC claimed strike	Details limited in open sources Wikipedia: "a US oil tanker, the Louis P, with a drone in the Strait of Hormuz." AFP confirms. Not independently verified by UKMTO or CENTCOM.	Probable	Wikipedia — 2026 Strait of Hormuz crisis (IRGC claim Mar 7) https://en.wikipedia.org/wiki/2026_Strait_of_Hormuz_crisis AFP / Al-Monitor — Strait of Hormuz front line https://www.al-monitor.com/originals/2026/03/strait-hormuz-forms-part-front-line-mideast-war
13	Mar 11 D12	Mayuree Naree Bulk carrier	Thailand	~11nm N of Oman (Strait of Hormuz)	Projectile (type unconfirmed) Qty: 2 "projectiles of unknown origin" (owner statement)	Yes — IRGC confirmed via Tasnim; stated vessel ignored warnings	Fire in engine room; vessel abandoned; 20 crew rescued by Royal Omani Navy; 3 crew missing UKMTO: "unknown projectile." Owner Precious Shipping: "two projectiles of unknown origin." USNI News noted photos suggested a possible unmanned underwater vehicle. Gen. Caine (Mar 13) called missiles the primary threat, contradicting some JMIC USV characterisation.	Probable	USNI News — 3 Cargo Ships Damaged, Mar 11 https://news.usni.org/2026/03/11/3-cargo-ships-damaged-in-suspected-iranian-attacks-in-the-strait-of-hormuz CNBC — Three cargo ships struck, IRGC confirms https://www.cnbc.com/2026/03/11/cargo-ship-struck-strait-of-hormuz-uk-iran-war.html ABC News — IRGC confirms Mayuree Naree and Express Room strikes https://abcnews.com/international/attacks-strait-hormuz-intensify-iran-targeted-commercial-ships/story?id=130962627
14	Mar 11 D12	Express Room Container ship	Liberia	Strait of Hormuz	Projectile (type unconfirmed) Qty: Unspecified	Yes — IRGC confirmed via spokesperson	Struck; IRGC stated vessel "ignored alerts and warnings" ABC News: "struck by Iranian projectiles." Weapon type not specified by any source. Some outlets name it "Express Rome" — spelling varies.	Probable	ABC News — IRGC confirms Express Room strike https://abcnews.com/international/attacks-strait-hormuz-intensify-iran-targeted-commercial-ships/story?id=130962627
15	Mar 11 D12	ONE Majesty Container ship	Japan	~25–52nm NW of Ras Al Khaimah, UAE (Persian Gulf)	Projectile (type unconfirmed) Qty: 1	Not claimed	Minor hull damage to stern; vessel continued underway USNI News / JMIC: "minor damage, continued underway." MaritimeNews.com stated JMIC characterised Mar 11 Gulf attacks as "unmanned surface vessels" — Gen. Caine contradicted this on Mar 13.	Unknown	USNI News — 3 Cargo Ships Damaged (JMIC Advisory), Mar 11 https://news.usni.org/2026/03/11/3-cargo-ships-damaged-in-suspected-iranian-attacks-in-the-strait-of-hormuz NPR — Cargo ships struck near Hormuz, Mar 11 https://www.npr.org/2026/03/11/nx-s1-5744029/us-iran-war
16	Mar 11 D12	Star Gwyneth Bulk carrier	Marshall Islands	~50nm NW of Dubai (Persian Gulf)	Projectile (type unconfirmed) Qty: 1	Not claimed	Hull damage; crew safe; no environmental impact; vessel anchored Vanguard and UKMTO confirmed. NPR: "hit by a projectile." Weapon type not identified. See ONE Majesty note re: JMIC vs. Caine discrepancy.	Unknown	USNI News — 3 Cargo Ships Damaged, Mar 11 https://news.usni.org/2026/03/11/3-cargo-ships-damaged-in-suspected-iranian-attacks-in-the-strait-of-hormuz NPR — Star Gwyneth hull damage, Mar 11 https://www.npr.org/2026/03/11/nx-s1-5744029/us-iran-war

Ship Attacks — Strait of Hormuz and Persian Gulf · Feb 28 – Mar 21, 2026

Each row = one confirmed or reported attack on a commercial / non-combatant vessel. Weapon confidence: Confirmed (C) = established by official source or maritime security firm. Probable (P) = consistent across multiple reports. Unknown (U) = UKMTO "unknown projectile" only. IRGC claims are noted and independently corroborated where possible.

#	Date	Vessel	Flag / Type	Location	Weapon Type	IRGC Claim?	Outcome + Source note	Conf.	Sources
17	Mar 12 D13	Safesea Vishnu <i>Oil tanker</i>	Marshall Islands	Ship-to-ship transfer zone, Khor al-Zubair near Basra, Iraq	Armed boat (IRGC fast-attack) Qty: Armed boat attack	Yes — IRGC Navy confirmed; stated vessel "disobeyed warnings"	Vessel ablaze; 1 foreign crew member killed; crew evacuated; Iraqi rescue teams responded <i>Reuters (two Iraqi port officials): "Iranian explosive-laden boats attacked two fuel tankers in Iraqi waters." IRGC confirmed via official statement. ABC News verified videos of vessel on fire.</i>	Confirmed	Jerusalem Post — Six vessels attacked, armed boat attacks confirmed https://www.jpost.com/middle-east/article-889659 ABC News — IRGC claims Safesea Vishnu attack, videos verified https://abcnews.com/International/attacks-strait-hormuz-intensify-iran-targeted-commercial-ships/story?id=130962627 Al-Monitor / AFP — Strait of Hormuz front line https://www.al-monitor.com/originals/2026/03/strait-hormuz-forms-part-front-line-mideast-war
18	Mar 12 D13	Zefyros <i>Oil tanker</i>	Malta (Greek-operated)	Ship-to-ship transfer zone, Khor al-Zubair near Basra, Iraq	Armed boat (IRGC fast-attack) Qty: Armed boat attack (same wave as Safesea Vishnu)	Yes — IRGC Navy (same operation)	Vessel ablaze; 23 crew rescued; carried Iraqi state oil cargo <i>Iraq's State Organisation for Marketing of Oil confirmed both Safesea Vishnu and Zefyros struck. Reuters and Jerusalem Post cite Iraqi port officials confirming "Iranian explosive-laden boats."</i>	Confirmed	Jerusalem Post — Six vessels attacked, armed boat attacks confirmed https://www.jpost.com/middle-east/article-889659 USNI News — Missile Attacks Define Hormuz Risks https://news.usni.org/2026/03/13/missile-attacks-define-strait-of-hormuz-risks-officials-say

Weapon type summary:

Confirmed = established by UKMTO, JMIC, maritime security firm, or vessel operator from first-hand evidence. Probable = consistent across multiple independent reports but not independently confirmed at source. Weapons of type "Projectile (unconfirmed)" are excluded from missile / drone / USV counts pending verification.

Weapon Type Summary — Commercial Vessel Attacks

Weapon Category	Confirmed (C)	Probable (P)	Vessels involved
Missile (anti-ship cruise / surface-to-surface)	2	3	Safeen Prestige (C), Mussafah 2 (C), Stena Imperative (P), Mayuree Naree cluster (P), Qadr-380 claim vs. US supply vessel (P)
Drone — one-way attack / air-launched	1	3	Athe Nova (C), Prima (P), Louis P (P), Jebel Ali MSP vessel (P)
Drone boat / USV (sea drone)	2	0	MKD VYOM (C), Sonangol Namibe (C)
Armed boat / IRGC fast-attack craft	2	0	Safesea Vishnu (C), Zefyros (C)
Projectile — type unconfirmed	0	0	Skylight, Hercules Star, ONE Majesty, Star Gwyneth, Express Room

Key finding: Iran is using deliberately different weapons for different operational contexts. Anti-ship cruise missiles dominate in the Strait of Hormuz shipping lanes, where precision targeting allows Iran to selectively permit or deny passage. Drone boats have been deployed for strikes far beyond the Strait — most notably the MKD VYOM (52nm off Muscat, Gulf of Oman) and Sonangol Namibe (near Kuwait, 800km away) — demonstrating that Iran's maritime interdiction campaign extends well into the broader Persian Gulf. IRGC fast-attack armed boats were used for the Iraqi territorial water strikes on Safesea Vishnu and Zefyros.

Appendix — Raw Source Data: Land-Attack Ordnance Counts with Hyperlinked Citations

Every figure in the tables and charts above traces back to a specific official statement listed here. Each row corresponds to one published report — a Ministry of Defence press release, government X/ Twitter post, or a think-tank daily update that directly quotes an official source. Click the underlined source title to open the original article or document. The full URL is also shown in plain text on the line below for offline reference. "D" rows are figures for a single calendar day; "C" rows are cumulative totals released as of that date; "36 hr" covers the first 36 hours of the conflict. A red-shaded Hit cell means projectiles confirmed to have reached the ground. Green text on a "0" means the source explicitly confirmed all projectiles were intercepted.

APPENDIX — RAW CONFIRMED ORDNANCE COUNTS WITH PRIMARY SOURCES

Each row is one specific numerical statement from an official source. Period: D = single day · C = cumulative through that date · 36h = first 36 hours of conflict. — = not reported in this source for that field. BM = ballistic + cruise missiles. Dr = one-way attack drones/UAVs. Int. = intercepted (shot down). Hit = confirmed ground impact. Total = total detected/reported. BM Hit or Dr Hit cells shaded red when > 0 (reached ground), green text when = 0 (all intercepted). Source column: hyperlinked title + full URL for verification.

#	Country	Day	Date	Period	BM Int.	BM Hit	BM Total	Dr Int.	Dr Hit	Dr Total	Source statement · Click title to open · URL shown below for reference
UAE											
1	UAE	D1	Feb 28	D	132	0	137	506	35	541	UAE MoD press briefing / Janes.com per-day analysis: 132 BMs intercepted, 5 to sea, 0 on land; 541 drones detected, 506 intercepted, 35 fell inside UAE https://www.janes.com/osint-insights/defence-news/defence/iran-conflict-2026-ballistic-missile-attacks-on-uae-remain-steady
2	UAE	D2	Mar 1	D	20	0	25	—	—	—	Janes.com (UAE MoD per-day): '20 BMs destroyed, 5 to sea on 1 March' https://www.janes.com/osint-insights/defence-news/defence/iran-conflict-2026-ballistic-missile-attacks-on-uae-remain-steady
3	UAE	D3	Mar 2	C	161	0	174	645	44	689	UAE MoD press briefing Mar 2 (Breaking Defense): 174 BMs tracked — 161 intercepted, 13 to sea; 689 drones — 645 intercepted; 8 cruise missiles also, all intercepted https://breakingdefense.com/2026/03/uae-fights-off-outsized-share-of-iranian-attacks-pulls-back-on-sharing-interception-rates/
4	UAE	D4	Mar 3	D	13	1	14	—	—	—	CTP-ISW Evening Special Report Mar 3 (citing UAE MoD): '13 of 14 detected BMs intercepted' https://www.criticalthreats.org/analysis/iran-update-evening-special-report-march-3-2026
5	UAE	D4	Mar 3	C	—	—	186	—	—	812	Gulf News 'Day 4' article citing UAE MoD: UAE has 'dealt with 186 ballistic missiles, 812 Iranian drones' cumulatively through Day 4 https://gulfnnews.com/world/mena/us-israel-war-on-iran-day-4-uae-have-dealt-with-186-ballistic-missiles-812-iranian-drones-1.500461540
6	UAE	D5	Mar 4	D	3	0	3	121	8	129	UAE MoD official X post Mar 4: '3 ballistic missiles intercepted today; 129 drones detected — 121 intercepted, 8 fell within UAE' https://x.com/modgovae/status/2029155607031476604
7	UAE	D6	Mar 5	D	6	1	7	125	6	131	CTP-ISW Evening Special Report Mar 5 (citing UAE MoD): 7 BMs detected — 6 intercepted, 1 landed; 131 drones — 125 intercepted, 6 landed https://www.criticalthreats.org/analysis/iran-update-evening-special-report-march-5-2026
8	UAE	D8	Mar 7	C	—	—	—	1342	80	1422	UAE MoD Mar 8 press conference (Breaking Defense): 1,422 UAVs detected cumulative D1-D8 — 1,342 intercepted; all 8 cruise missiles intercepted https://breakingdefense.com/2026/03/uae-fights-off-outsized-share-of-iranian-attacks-pulls-back-on-sharing-interception-rates/
9	UAE	D9	Mar 8	D	—	—	17	—	—	—	Janes.com (UAE MoD per-day series): 'high of 17 BMs on 8 March' — confirmed daily peak for UAE https://www.janes.com/osint-insights/defence-news/defence/iran-conflict-2026-ballistic-missile-attacks-on-uae-remain-steady
10	UAE	D10	Mar 9	D	12	—	15	17	1	18	Iran International (citing UAE MoD): 15 BMs detected — 12 intercepted, 3 to sea; 18 drones — 17 intercepted, 1 fell in territory https://www.iranintl.com/en/202603098570
11	UAE	D11	Mar 10	C	241	2	262	—	—	—	UAE MoD Mar 10 cumulative statement (Janes.com): 262 BMs total — 241 intercepted, 19 to sea, 2 on land https://www.janes.com/osint-insights/defence-news/defence/iran-conflict-2026-ballistic-missile-attacks-on-uae-remain-steady
12	UAE	D11	Mar 10	D	—	—	—	26	9	35	JINSA Operations Update Mar 11 (citing UAE MoD): 'rare large attack of 35 drones — 9 penetrated air defenses' https://jinsa.org/wp-content/uploads/2026/03/Operations-Epic-Fury-and-Roaring-Lion-03-11-26.pdf
13	UAE	D13	Mar 12	C	—	—	268	—	—	1514	UAE MoD cumulative through D13 (CNBC citing UAE MoD, Mar 12): 268 BMs total; 1,514 drones total https://www.cnbc.com/2026/03/15/iran-us-war-uae-target-aggression.html

APPENDIX — RAW CONFIRMED ORDNANCE COUNTS WITH PRIMARY SOURCES

Each row is one specific numerical statement from an official source. Period: D = single day · C = cumulative through that date · 36h = first 36 hours of conflict. — = not reported in this source for that field. BM = ballistic + cruise missiles. Dr = one-way attack drones/UAVs. Int. = intercepted (shot down). Hit = confirmed ground impact. Total = total detected/reported. BM Hit or Dr Hit cells shaded red when > 0 (reached ground), green text when = 0 (all intercepted). Source column: hyperlinked title + full URL for verification.

#	Country	Day	Date	Period	BM Int.	BM Hit	BM Total	Dr Int.	Dr Hit	Dr Total	Source statement · Click title to open · URL shown below for reference
14	UAE	D13	Mar 12	D	10	—	10	26	—	26	JINSA Operations Update Mar 13 (citing UAE MoD): 10 missiles and 26 drones downed on Mar 12; debris from intercepted drone damaged a building in Dubai https://jinsa.org/wp-content/uploads/2026/03/Operations-Epic-Fury-and-Roaring-Lion-03-13-26.pdf
15	UAE	D16	Mar 15	D	—	—	4	—	—	6	Janes.com (UAE MoD per-day): 'low of four BMs on 15 March': Al Jazeera separately reported UAE received 4 BMs + 6 drones on Mar 15 https://www.janes.com/osint-insights/defence-news/defence/iran-conflict-2026-ballistic-missile-attacks-on-uae-remain-steady
16	UAE	D16	Mar 15	C	—	—	304	—	—	—	UAE MoD cumulative through Day 16 (airforce-technology.com Mar 17): 304 BMs total detected/engaged https://www.airforce-technology.com/news/uae-mod-iran-missile-engagement/
17	UAE	D17	Mar 16	D	6	—	6	21	—	21	JINSA Operations Update Mar 16 (citing UAE MoD): 6 missiles and 21 drones intercepted; 2 UAE servicemen and 5 foreign nationals killed on this day https://jinsa.org/wp-content/uploads/2026/03/Operations-Epic-Fury-and-Roaring-Lion-03-16-26.pdf
18	UAE	D17	Mar 16	C	—	—	314	—	—	1672	Janes.com + UAE Wikipedia article: 314 BMs and 1,672 drones total as of Mar 17 (Janes: 'overall BM number reached 314') https://en.wikipedia.org/wiki/2026_Iranian_strikes_on_the_United_Arab_Emirates
19	UAE	D19	Mar 18	D	13	—	13	27	—	27	FDD Long War Journal Mar 17-19: UAE intercepted 13 BMs and 27 drones in one confirmed wave; additional waves of undisclosed size also reported on Mar 18 https://www.longwarjournal.org/archives/2026/03/iranian-drones-and-missiles-hit-ports-oil-and-gas-facilities-and-us-bases-in-the-region-march-17-19-updates.php
20	UAE	D20	Mar 19	C	—	—	334	—	—	1714	UAE MoD via The National Mar 19: 334 BMs + 15 cruise missiles + 1,714 drones total since Feb 28 https://www.thenationalnews.com/news/uae/2026/03/19/missile-warning-sent-to-residents-in-dubai-and-abu-dhabi-on-thursday-morning/
Kuwait											
21	Kuwait	D2	Feb 28-Mar 1	36 hr	97	—	97	283	—	283	Kuwait MoD via Gulf Times and Breaking Defense: 97 BMs and 283 drones detected/engaged in first 36 hours https://www.gulf-times.com/article/721576/region/kuwaiti-defense-ministry-announces-detection-of-97-ballistic-missiles-283-drones-fired-by-iran
22	Kuwait	D4	D1-D4	C	—	—	—	384	—	384	CTP-ISW Mar 3 (citing Kuwait MoD): 384 drones detected and intercepted cumulative through Day 4 https://www.criticalthreats.org/analysis/iran-update-evening-special-report-march-3-2026
23	Kuwait	D11	Mar 10	D	—	—	—	5	0	5	JINSA Operations Update Mar 11 (citing Kuwait MoD): Kuwait National Guard intercepted 5 drones on Mar 10 https://jinsa.org/wp-content/uploads/2026/03/Operations-Epic-Fury-and-Roaring-Lion-03-11-26.pdf
24	Kuwait	D17	Mar 16	C	—	—	227	—	—	539	FDD Long War Journal Mar 13-16 (compiling Kuwait Army GHQ statements): cumulative through D17 — 227 BMs and 539 drones https://www.longwarjournal.org/archives/2026/03/iranian-drones-and-missiles-hit-regional-oil-fields-airports-military-bases-and-ports-march-13-16-updates.php
25	Kuwait	D19	Mar 18	D	4	0	4	20	3	20	FDD Long War Journal Mar 17-19: Kuwait intercepted 4 BMs and 20 drones; 3 drones fell in uninhabited areas https://www.longwarjournal.org/archives/2026/03/iranian-drones-and-missiles-hit-ports-oil-and-gas-facilities-and-us-bases-in-the-region-march-17-19-updates.php
Qatar											

APPENDIX — RAW CONFIRMED ORDNANCE COUNTS WITH PRIMARY SOURCES

Each row is one specific numerical statement from an official source. Period: D = single day · C = cumulative through that date · 36h = first 36 hours of conflict. — = not reported in this source for that field. BM = ballistic + cruise missiles. Dr = one-way attack drones/UAVs. Int. = intercepted (shot down). Hit = confirmed ground impact. Total = total detected/reported. BM Hit or Dr Hit cells shaded red when > 0 (reached ground), green text when = 0 (all intercepted). Source column: hyperlinked title + full URL for verification.

#	Country	Day	Date	Period	BM Int.	BM Hit	BM Total	Dr Int.	Dr Hit	Dr Total	Source statement · Click title to open · URL shown below for reference
26	Qatar	D1	Feb 28	D	65	—	66	—	—	12	Anadolu Agency (citing Qatar MoD): 65 BMs intercepted, 12 drones also intercepted; Qatar Ministry of Interior head stated 66 total missiles fired at Qatar, 16 injured from shrapnel https://www.aa.com.tr/en/middle-east/qatar-says-65-ballistic-missiles-12-drones-intercepted-in-iranian-retaliatory-strikes-8-injured/3844496
27	Qatar	D3	Mar 2	D	—	—	—	0	2	2	Qatar MoD statement + Wikipedia 2026 Iranian strikes on Qatar: Ras Laffan Industrial City and Mesaieed hit by 2 drones on Mar 2; QatarEnergy declared Force Majeure, shutting all gas production https://en.wikipedia.org/wiki/2026_Iranian_strikes_on_Qatar
28	Qatar	D4	Mar 3	C	98	3	101	24	15	39	CTP-ISW Mar 3 (citing Qatar MoD): 101 BMs detected cumulative through D4 — 98 intercepted, 3 landed; 39 drones — 24 intercepted, 15 landed https://www.criticalthreats.org/analysis/iran-update-evening-special-report-march-3-2026
29	Qatar	D7	Mar 6	D	—	—	—	9	1	10	Qatar MoD statement (Al Jazeera Mar 7): 10 drones fired from Iran — 9 intercepted, 1 hit Qatar territory https://www.aljazeera.com/news/2026/3/7/iranian-missiles-intercepted-over-saudi-jordan-drones-launched-at-qatar
30	Qatar	D11	Mar 10	D	5	0	5	—	—	—	JINSA Operations Update Mar 11 (citing Qatar MoD): 5 missiles intercepted on Mar 10 https://jinsa.org/wp-content/uploads/2026/03/Operations-Epic-Fury-and-Roaring-Lion-03-11-26.pdf
31	Qatar	D12	Mar 11	D	5	0	5	—	—	—	JINSA Operations Update Mar 11 (Qatar MoD overnight statement): 5 additional missiles intercepted on Mar 11 https://jinsa.org/wp-content/uploads/2026/03/Operations-Epic-Fury-and-Roaring-Lion-03-11-26.pdf
32	Qatar	D13	Mar 12	D	13	1	14	—	—	—	Qatar MoD (airforce-technology.com Mar 13): 14 BMs detected — 13 intercepted, 1 landed in uninhabited area without causing casualties https://www.airforce-technology.com/news/uae-mod-iran-missile-engagement/
33	Qatar	D17	Mar 16	C	170	10	180	53	16	69	FDD Long War Journal Mar 13-16 (compiling Qatar MoD statements): 180 BMs total — 170 intercepted; 69 drones total — 53 intercepted https://www.longwarjournal.org/archives/2026/03/iranian-drones-and-missiles-hit-regional-oil-fields-airports-military-bases-and-ports-march-13-16-updates.php
34	Qatar	D19	Mar 18	D	—	1	—	—	—	—	FDD Long War Journal Mar 17-19: BM struck Ras Laffan Industrial City on Mar 18 causing fire; Qatar subsequently ordered Iran's military and security attaches to leave within 24 hours https://www.longwarjournal.org/archives/2026/03/iranian-drones-and-missiles-hit-ports-oil-and-gas-facilities-and-us-bases-in-the-region-march-17-19-updates.php
Bahrain											
35	Bahrain	D2	Feb 28-Mar 1	36 hr	45	—	45	9	—	9	Bahrain MoD (Breaking Defense Mar 2, citing Bahrain government statement): 45 missiles and 9 drones intercepted in first 36 hours https://breakingdefense.com/2026/03/iran-attacks-uae-saudi-missiles-drones-gcc-air-defense/
36	Bahrain	D4	D1-D4	C	73	—	73	91	—	91	CTP-ISW Mar 3 (citing Bahrain MoD): 73 missiles and 91 drones intercepted cumulative through Day 4 https://www.criticalthreats.org/analysis/iran-update-evening-special-report-march-3-2026
37	Bahrain	D5	Mar 4	D	0	2	2	—	—	—	CTP-ISW Mar 5 (citing BDF): at least 2 BMs struck BAPCO refinery near Ma'ameer, Bahrain on Mar 4 — fire broke out; facility declared force majeure https://www.criticalthreats.org/analysis/iran-update-evening-special-report-march-5-2026

APPENDIX — RAW CONFIRMED ORDNANCE COUNTS WITH PRIMARY SOURCES

Each row is one specific numerical statement from an official source. Period: D = single day · C = cumulative through that date · 36h = first 36 hours of conflict. — = not reported in this source for that field. BM = ballistic + cruise missiles. Dr = one-way attack drones/UAVs. Int. = intercepted (shot down). Hit = confirmed ground impact. Total = total detected/reported. BM Hit or Dr Hit cells shaded red when > 0 (reached ground), green text when = 0 (all intercepted). Source column: hyperlinked title + full URL for verification.

#	Country	Day	Date	Period	BM Int.	BM Hit	BM Total	Dr Int.	Dr Hit	Dr Total	Source statement · Click title to open · URL shown below for reference
38	Bahrain	D15	D1-D15	C	125	—	125	211	—	211	Bahrain Defence Force comprehensive briefing (Alwast News Mar 15): 125 missiles intercepted and destroyed; 211 drones neutralized cumulative through Day 15 https://en.alwast.net/arab/bahrain-defense-force-neutralizes-125/
39	Bahrain	D19	Mar 18	D	—	—	—	12	0	12	FDD Long War Journal Mar 17-19: Bahrain intercepted 12 drones on Mar 18 https://www.longwarjournal.org/archives/2026/03/iranian-drones-and-missiles-hit-ports-oil-and-gas-facilities-and-us-bases-in-the-region-march-17-19-updates.php
40	Bahrain	D21	Mar 20	C	139	—	139	238	—	238	Al Jazeera death toll tracker Mar 20 (citing BDF cumulative): 139 missiles and 238 drones intercepted total through Mar 20 https://www.aljazeera.com/news/2026/3/1/us-israel-attacks-on-iran-death-toll-and-injuries-live-tracker
Saudi Arabia											
41	Saudi Arabia	D4	Mar 3	D	3	0	3	1	0	1	CTP-ISW Mar 5 (citing Saudi MoD via SPA): 3 Iranian cruise missiles and 1 drone intercepted on Mar 4 https://www.criticalthreats.org/analysis/iran-update-evening-special-report-march-5-2026
42	Saudi Arabia	D5	Mar 4	D	2	0	2	7	0	7	Saudi MoD (CTP-ISW Mar 5 + Al Jazeera Mar 7): 2 BMs intercepted at Prince Sultan Air Base; 6 drones heading to Shaybah oilfield intercepted; 1 drone east of Riyadh intercepted https://www.criticalthreats.org/analysis/iran-update-evening-special-report-march-5-2026
43	Saudi Arabia	D7	Mar 6	D	2	0	2	6	0	6	Saudi MoD (Al Jazeera Mar 7): 2 BMs at Prince Sultan Air Base intercepted; 6 drones toward Shaybah intercepted https://www.aljazeera.com/news/2026/3/7/iranian-missiles-intercepted-over-saudi-jordan-drones-launched-at-qatar
44	Saudi Arabia	D13	Mar 12	D	—	—	—	51	0	51	Saudi MoD (The National Mar 13): 51 drones intercepted and destroyed in a coordinated wave targeting Eastern Province, Riyadh area, and Al-Kharj — single largest confirmed Saudi daily intercept https://www.thenationalnews.com/news/gulf/2026/03/13/saudi-arabia-targeted-with-50-drones-in-hours-as-iran-launches-new-wave-of-attacks-on-gulf/
45	Saudi Arabia	D16	Mar 15	D	6	0	6	32	0	32	CTP-ISW Mar 15 (citing Saudi MoD): 6 BMs and 32 drones intercepted over Saudi Arabia on Mar 15 https://www.criticalthreats.org/analysis/iran-update-evening-special-report-march-15-2026
46	Saudi Arabia	D17	Mar 16	D	—	—	—	64	0	64	Saudi MoD (JINSA Mar 16 update; Alma Research Center Mar 16): approximately 60-64 UAVs launched toward eastern Saudi Arabia overnight — all intercepted before reaching targets https://israel-alma.org/daily-report-the-second-iran-war-march-16-2026-1800/
47	Saudi Arabia	D19	Mar 18	D	—	0	—	—	—	—	Saudi MoD via SPA / Arab News Mar 19: 8 BMs targeted Riyadh in two salvos of 4; multiple large drone waves across Eastern Province; debris fell near refinery south of city. Saudi Arabia hinted at potential military response. https://www.arabnews.com/node/2636826/saudi-arabia
48	Saudi Arabia	D19	~Mar 18	C	—	—	36	438	—	438	Arab News compilation of Saudi MoD/SPA statements through ~Mar 18: '439 drones and 36 missiles' total tracked by Saudi air defences over 3-week period https://www.arabnews.com/node/2636765/saudi-arabia
Jordan											
49	Jordan	D2	Feb 28-Mar 1	36 hr	13	0	13	49	0	49	Jordan Armed Forces (Breaking Defense Mar 2, citing Jordan government statement): 13 BMs and 49 drones intercepted in first 36 hours; 73 incidents of falling debris recorded across Jordan https://breakingdefense.com/2026/03/iran-attacks-uae-saudi-missiles-drones-gcc-air-defense/

APPENDIX — RAW CONFIRMED ORDNANCE COUNTS WITH PRIMARY SOURCES

Each row is one specific numerical statement from an official source. Period: D = single day · C = cumulative through that date · 36h = first 36 hours of conflict. — = not reported in this source for that field. BM = ballistic + cruise missiles. Dr = one-way attack drones/UAVs. Int. = intercepted (shot down). Hit = confirmed ground impact. Total = total detected/reported. BM Hit or Dr Hit cells shaded red when > 0 (reached ground), green text when = 0 (all intercepted). Source column: hyperlinked title + full URL for verification.

#	Country	Day	Date	Period	BM Int.	BM Hit	BM Total	Dr Int.	Dr Hit	Dr Total	Source statement · Click title to open · URL shown below for reference
50	Jordan	D7	Mar 6	D	1	0	1	—	—	—	Jordan Armed Forces (Al Jazeera Mar 7): one missile intercepted above Aqaba, directly across from Israeli city of Eilat https://www.aljazeera.com/news/2026/3/7/iranian-missiles-intercepted-over-saudi-jordan-drones-launched-at-qatar
Israel											
51	Israel	D1	Feb 28	D	—	—	162	—	—	—	JINSA Operations Update Mar 1 (citing IDF): Iran launched 39% of all Day 1 missiles at Israel = 162 missiles; 44 attack waves on Day 1 alone https://jinisa.org/wp-content/uploads/2026/03/Operations-Epic-Fury-and-Roaring-Lion-03-01-26.pdf
52	Israel	D3	D1-D3	C	—	—	200	100	—	—	INSS Operation Roaring Lion Initial Insights (citing IDF): approximately 200 BMs and UAVs toward Israel in first days; IDF confirmed 100+ drones intercepted by Day 3 https://www.inss.org.il/social_media/operation-roaring-lion-initial-insights/
53	Israel	D6	Mar 5	D	—	—	—	—	13	—	CTP-ISW Mar 5 (citing IDF): 8 barrages at Israel on Mar 5; IDF states it 'expects BM fire at Israel to stop soon'; total confirmed BM ground impacts in Israel since Day 1 = 13 https://www.criticalthreats.org/analysis/iran-update-evening-special-report-march-5-2026
54	Israel	D19	Mar 18	D	—	2	—	—	—	—	Times of Israel liveblog Mar 18 + IRGC statement: Wave 58 True Promise 4 — Khorramshahr-4 and Qadr cluster-warhead MRBMs: 2 civilians killed in Ramat Gan; 4 barrages overnight https://www.timesofisrael.com/liveblog-march-18-2026/
55	Israel	D21	Mar 20	C	270	15	365	—	—	—	Haaretz Mar 20 (citing IDF official data release): Iran launched 365 BMs at Israel total — 285 entered airspace, ~270 intercepted (>90% rate), ~15 reached ground https://www.haaretz.com/israel-news/israel-security/2026-03-20/ty-article/.premium/idf-data-over-90-of-iranian-missiles-fired-at-israel-have-been-intercepted/0000019d-07f4-da5c-a3bd-0f67f790000